

October 28, 2023

The Listing Department  
**BSE Limited**  
Floor 25, P J Towers,  
Dalal Street,  
Mumbai-400001

Dear Sir/Madam,

**Re: Submission of Unaudited Financial Results for the quarter and half year ended September 30, 2023 and Security Cover Certificate by Statutory Auditors for the period ended September 30, 2023**

---

In continuation of our earlier letter dated October 23, 2023 and pursuant to Regulation 52 and declaration of unmodified opinion pursuant to Regulation 53 of the SEBI (Listing Obligations and Disclosure Requirements) Regulations, 2015, please find attached herewith Unaudited financial results of Parampujya Solar Energy Private Limited (the Company) for the quarter and half year ended September 30, 2023 along with the limited review report thereon.

This is to further declare that the auditors have given their limited review report with unmodified opinion for Unaudited financial results for the quarter and half year ended September 30, 2023.

This is in compliance with Regulation 52(2)(d) & 52(3)(a) of the SEBI (Listing Obligations and Disclosure Requirements) Regulation, 2015.

Further, Pursuant to provisions of SEBI/HO/MIRSD/MIRSD\_CRADT/CIR/P/2022/ 67 issued by SEBI and other applicable provisions of SEBI Listing Regulations, please find enclosed the Certificate regarding maintenance of hundred percent or higher asset cover as per the terms of offer document/Information Memorandum and/ or Debenture Trust Deed and compliance with the covenants in respect of listed non-convertible debt securities as provided by the Statutory Auditors to the Debenture Trustee i.e. Catalyst Trusteeship Limited.

Kindly take the same on your record.

Thanking you,

**Parampujya Solar Energy Private Limited**  
Adani Corporate House, Shantigram,  
Nr. Vaishno Devi Circle, S G Highway,  
Khodiyar, Ahmedabad – 382 421  
Gujarat, India  
CIN: U70101GJ2015PTC083632

Tel +91 79 2555 5555  
Fax +91 79 2555 5500  
investor.agel@adani.com



Yours faithfully,  
**For Parampujya Solar Energy Private Limited**

**Director**

**Parampujya Solar Energy Private Limited**

Adani Corporate House, Shantigram,  
Nr. Vaishno Devi Circle, S G Highway,  
Khodiyar, Ahmedabad – 382 421  
Gujarat, India  
CIN: U70101GJ2015PTC083632

Tel +91 79 2555 5555  
Fax +91 79 2555 5500  
[investor.agel@adani.com](mailto:investor.agel@adani.com)

Registered Office: Adani Corporate House, Shantigram, Nr. Vaishno Devi Circle,  
S G Highway, Khodiyar, Ahmedabad – 382 421, Gujarat, India

**S R B C & CO LLP**

Chartered Accountants,  
21<sup>st</sup> Floor, B Wing, Privilon,  
Ambli BRT Road, Near Iskcon Temple,  
Off SG Highway, Ahmedabad 380 059

**Dharmesh Parikh & Co LLP**

Chartered Accountants,  
303/304, "Milestone",  
Nr. Drive-in-Cinema, Opp. T.V. Tower,  
Thaltej, Ahmedabad 380 054

**Independent Auditor's Review Report on the Quarterly and Year to Date Unaudited Financial Results of  
Parampujya Solar Energy Private Limited Pursuant to the Regulation 52 of the SEBI (Listing Obligations  
and Disclosure Requirements) Regulations, 2015, as amended**

**Review Report to  
The Board of Directors  
Parampujya Solar Energy Private Limited**

1. We have reviewed the accompanying statement of unaudited financial results of Parampujya Solar Energy Private Limited (the "Company") for the quarter ended September 30, 2023 and year to date from April 01, 2023 to September 30, 2023 (the "Statement") attached herewith, being submitted by the Company pursuant to the requirements of Regulation 52 of the SEBI (Listing Obligations and Disclosure Requirements) Regulations, 2015, as amended (the "Listing Regulations").
2. The Company's Management is responsible for the preparation of the Statement in accordance with the recognition and measurement principles laid down in Indian Accounting Standard 34, "Interim Financial Reporting" (Ind AS 34) prescribed under Section 133 of the Companies Act, 2013 as amended (the "Act"), read with relevant rules issued thereunder and other accounting principles generally accepted in India and in compliance with Regulation 52 of the Listing Regulations. The Statement has been approved by the Company's Board of Directors. Our responsibility is to express a conclusion on the Statement based on our review.
3. We conducted our review of the Statement in accordance with the Standard on Review Engagements (SRE) 2410, "Review of Interim Financial Information Performed by the Independent Auditor of the Entity" issued by the Institute of Chartered Accountants of India. This standard requires that we plan and perform the review to obtain moderate assurance as to whether the Statement is free of material misstatement. A review of interim financial information consists of making inquiries, primarily of persons responsible for financial and accounting matters, and applying analytical and other review procedures. A review is substantially less in scope than an audit conducted in accordance with Standards on Auditing and consequently does not enable us to obtain assurance that we would become aware of all significant matters that might be identified in an audit. Accordingly, we do not express an audit opinion.
4. Based on our review conducted as above nothing has come to our attention that causes us to believe that the accompanying Statement, prepared in accordance with the recognition and measurement principles laid down in the aforesaid Indian Accounting Standards ('Ind AS') specified under Section 133 of the Companies Act, 2013 as amended, read with relevant rules issued thereunder and other accounting principles generally accepted in India, has not disclosed the information required to be disclosed in terms of the Listing Regulations, including the manner in which it is to be disclosed, or that it contains any material misstatement.

(This space has been kept blank intentionally)

**S R B C & CO LLP**

Chartered Accountants,  
21<sup>st</sup> Floor, B Wing, Privilon,  
Ambli BRT Road, Near Iskcon Temple,  
Off SG Highway, Ahmedabad 380 059

**Dharmesh Parikh & Co LLP**

Chartered Accountants,  
303/304, "Milestone",  
Nr. Drive-in-Cinema, Opp. T.V. Tower,  
Thaltej, Ahmedabad 380 054

5. We draw attention to Note 11 of the accompanying unaudited financial results, regarding the investigations completed by Securities and Exchange Board of India and hearing thereof by Hon'ble Supreme Court, including of matters referred to in the Report of the Expert Committee dated 6th May, 2023 constituted by the Hon'ble Supreme Court of India, whose final outcome is pending, in respect of the matters more fully described in aforesaid note. Our conclusion is not modified in respect of these matters.

**For S R B C & CO LLP**

Chartered Accountants

ICAI Firm registration number: 324982E/E300003

**SANTOSH**  
AGARWAL  
Digitally signed by SANTOSH  
AGARWAL  
DN: cn=SANTOSH AGARWAL,  
c=IN, o=Personal,  
email=santosh.aggarwal@srb.in  
Date: 2023.10.28 22:03:51 +05'30'

per Santosh Agarwal

Partner

Membership No.: 093669

UDIN: 23093669BGUZAN8501

Place of Signature: Ahmedabad

Date: October 28, 2023

**For Dharmesh Parikh & Co LLP**

Chartered Accountants

ICAI Firm registration number: 112054W/W100725

Gothi Kantilal  
Govabhai

Digitally signed by Gothi Kantilal Govabhai  
DN: cn=Gothi Kantilal Govabhai, o=Dharmesh Parikh & Co LLP,  
c=IN, email=gothikantilal@dharmeshparikh.com, serial=100725  
Date: 2023.10.28 22:03:51 +05'30'

per Kanti Gothi

Partner

Membership No.: 127664

UDIN: 23127664BGXOUT7252


Place of Signature: Ahmedabad


Date: October 28, 2023

Additional disclosures as per Regulation 52 (4) of Securities and Exchange Board of India (Listing Obligations and Disclosure Requirements) Regulations, 2015:							
12	Capital redemption reserve (CRR)	-	-	-	-	-	-
13	Debenture redemption reserve (DRR)	-	-	-	-	-	-
14	Net worth						46,757
15	Outstanding redeemable preference shares (quantity and value)	Not Applicable	Not Applicable	Not Applicable	Not Applicable	Not Applicable	Not Applicable
16	Ratios (Refer Note 5)						
i(a)	Debt Equity Ratio (number of times)	7.6	7.7	8.0	7.6	8.0	8.0
i(b)	Debt Equity Ratio (number of times)*	1.4	1.4	1.6	1.4	1.6	1.4
ii	Debt Service Coverage Ratio (number of times)	1.7	2.1	1.5	1.9	1.7	1.7
iii(a)	Interest Service Coverage Ratio (number of times)	1.1	1.4	1.1	1.2	1.2	1.2
iii(b)	Interest Service Coverage Ratio (number of times)**	1.9	2.3	1.7	2.1	1.9	1.9
iv	Current Ratio (number of times)	2.5	3.9	1.7	2.5	1.7	3.4
v(a)	Long Term Debt to Working Capital (number of times)	10.8	9.6	22.2	10.8	22.2	14.2
v(b)	Long Term Debt to Working Capital (number of times)*	7.2	6.4	15.4	7.2	15.4	9.4
vi	Bad Debts to Accounts Receivable ratio	Not Applicable	Not Applicable	Not Applicable	Not Applicable	Not Applicable	Not Applicable
vii	Current Liability Ratio (in percentage)	4.9%	3.0%	4.9%	4.9%	4.9%	2.4%
viii(a)	Total debts to Total assets Ratio (in percentage)	80.9%	82.5%	81.0%	80.9%	81.0%	83.1%
viii(b)	Total debts to Total assets Ratio (in percentage)*	53.6%	54.4%	56.1%	53.6%	56.1%	54.9%
ix	Debtors Turnover Ratio (number of times)@	1.2	1.4	1.0	2.7	2.2	4.3
x	Inventory Turnover	Not Applicable	Not Applicable	Not Applicable	Not Applicable	Not Applicable	Not Applicable
xi	Operating Margin (in percentage)	94.5%	95.8%	93.2%	95.2%	93.6%	93.8%
xii	Net profit Margin (in percentage)	(2.9%)	9.5%	(8.6%)	3.8%	(1.9%)	1.0%

@ Not annualised except for the year ended 31st March, 2023

<b>Balance sheet</b>		
<b>(₹ in Lakhs)</b>		
<b>Particulars</b>	<b>As at 30th September, 2023</b>	<b>As at 31st March, 2023</b>
	<b>(Unaudited)</b>	<b>(Audited)</b>
<b>ASSETS</b>		
<b>Non - Current Assets</b>		
(a) Property, Plant and Equipment	221,268	225,363
(b) Right-of-use Assets	2,966	3,037
(c) Capital Work-In-Progress	91	60
(d) Intangible Assets	1	2
(e) Financial Assets		
(i) Investments	27,701	27,701
(ii) Loans	118,422	114,273
(iii) Other Financial Assets	31,564	36,807
(f) Income Tax Assets (net)	188	108
(g) Deferred Tax Assets (net)	6,384	7,156
(h) Other Non - Current Assets	1,683	1,785
<b>Total Non - Current Assets</b>	<b>410,268</b>	<b>416,292</b>
<b>Current Assets</b>		
(a) Inventories	348	326
(b) Financial Assets		
(i) Investments	7,308	4,181
(ii) Trade Receivables	7,067	8,682
(iii) Cash and Cash Equivalents	81	2,664
(iv) Bank balances other than (iii) above	8,360	14,509
(v) Other Financial Assets	27,555	1,876
(c) Other Current Assets	662	248
<b>Total Current Assets</b>	<b>51,381</b>	<b>32,486</b>
<b>Total Assets</b>	<b>461,649</b>	<b>448,778</b>
<b>EQUITY AND LIABILITIES</b>		
<b>Equity</b>		
(a) Equity Share Capital	39,581	39,581
(b) Instruments entirely equity in nature	26,819	26,819
(c) Other Equity	(17,352)	(19,643)
<b>Total Equity</b>	<b>49,048</b>	<b>46,757</b>
<b>Liabilities</b>		
<b>Non - Current Liabilities</b>		
(a) Financial Liabilities		
(i) Borrowings	370,052	369,793
(ia) Lease Liabilities	3,164	3,304
(b) Provisions	404	389
(c) Other Non - Current Liabilities	18,601	18,994
<b>Total Non - Current Liabilities</b>	<b>392,221</b>	<b>392,480</b>
<b>Current Liabilities</b>		
(a) Financial Liabilities		
(i) Borrowings	3,497	3,261
(ia) Lease Liabilities	301	313
(ii) Trade Payables		
- Total outstanding dues of micro enterprises and small enterprises	24	42
- Total outstanding dues of creditors other than micro enterprises and small enterprises	590	528
(iii) Other Financial Liabilities	13,954	4,341
(b) Other Current Liabilities	2,014	1,056
<b>Total Current Liabilities</b>	<b>20,380</b>	<b>9,541</b>
<b>Total Liabilities</b>	<b>412,601</b>	<b>402,021</b>
<b>Total Equity and Liabilities</b>	<b>461,649</b>	<b>448,778</b>

<div>  <div> <b>PARAMPUJYA SOLAR ENERGY PRIVATE LIMITED</b>  (CIN : U70101GJ2015PTC083632)  Regd. Office: "Adani Corporate House", Shantigram, Near Vaishno Devi Circle, S. G. Highway, Khodiyar, Ahmedabad - 382421, Gujarat (India)  Phone : 079-25555555; Fax : 079-26565500; Email : investor.agel@adani.com  <b>UNAUDITED STANDALONE FINANCIAL RESULTS FOR THE QUARTER AND HALF YEAR ENDED 30TH SEPTEMBER, 2023</b> </div> </div>		
<b>Statement of Cash Flows</b>		
	<b>(₹ in Lakhs)</b>	
Particulars	For the period ended 30th September, 2023	For the period ended 30th September, 2022
	<b>(Unaudited)</b>	
<b>(A) Cash flow from operating activities</b>		
Profit / (Loss) before tax:	1,571	(621)
<b>Adjustment to reconcile the Profit before tax to net cash flows:</b>		
Interest Income	(8,905)	(7,440)
Unrealised Foreign Exchange Fluctuation Loss (net)	238	12,092
Net gain on sale / fair valuation of investments measured at Fair value through Profit and Loss	(208)	(68)
Loss on sale / discard of Property, Plant and Equipment (net)	55	42
Credit Impairment of trade receivable	26	-
Liabilities no longer required written back	(127)	(33)
Depreciation and amortisation expenses	4,207	4,312
Finance Costs (including derivatives)	23,385	9,872
<b>Operating Profit before working capital adjustments</b>	<b>20,242</b>	<b>18,156</b>
Working Capital Changes:		
<b>Decrease / (Increase) in Operating Assets</b>		
Inventories	(8)	(11)
Trade Receivables	1,648	2,541
Other Current Assets	(338)	(450)
Other Non - Current Assets	(18)	-
Other Non - Current Financial Assets	678	-
Other Current Financial Assets	(389)	304
<b>Increase / (Decrease) in Operating Liabilities</b>		
Trade Payables	44	(209)
Other Non - Current Liabilities	(393)	(393)
Other Current Liabilities	958	(228)
<b>Net Working Capital Changes</b>	<b>2,182</b>	<b>1,554</b>
<b>Cash generated from operations</b>	<b>22,424</b>	<b>19,710</b>
Less : Income Tax (Paid) (Net)	(80)	(163)
<b>Net cash generated from operating activities (A)</b>	<b>22,344</b>	<b>19,547</b>
<b>(B) Cash flow from investing activities</b>		
Capital expenditure on account of acquisition of Property, Plant and Equipment and Intangible assets (Including net of capital advances, capital creditors and capital work-in-progress)	(7)	(343)
Proceeds from Sale of Property, Plant and Equipment	33	4
Investment in units of Mutual Funds (net)	(2,919)	(2,022)
Fixed Deposits / Margin Money deposits (placed) (net)	(3,580)	(1,400)
Non-current Loans received back from related parties	1,028	3,425
Non-current Loans given to related parties	(5,177)	(4,598)
Interest received	1,416	3,930
<b>Net cash (used in) investing activities (B)</b>	<b>(9,206)</b>	<b>(1,004)</b>
<b>(C) Cash flow from financing activities</b>		
Proceeds from Non - Current borrowings	20	920
Repayment of Non - Current borrowings	(1,982)	(3,331)
Repayment of Lease Liabilities	(325)	(303)
Repayment of Current borrowings (net)	-	(3,000)
Finance Costs Paid (including hedging cost and derivative gain / (loss) on rollover and maturity (net))	(13,434)	(12,975)
<b>Net cash (used in) financing activities (C)</b>	<b>(15,721)</b>	<b>(18,689)</b>
<b>Net (decrease) in cash and cash equivalents (A)+(B)+(C)</b>	<b>(2,583)</b>	<b>(146)</b>
<b>Cash and cash equivalents at the beginning of the period</b>	<b>2,664</b>	<b>377</b>
<b>Cash and cash equivalents at the end of the period</b>	<b>81</b>	<b>231</b>

<div>  <div> <b>PARAMPUJYA SOLAR ENERGY PRIVATE LIMITED</b>  <b>(CIN : U70101GJ2015PTC083632)</b>  <b>Regd. Office: "Adani Corporate House", Shantigram, Near Vaishno Devi Circle, S. G. Highway, Khodiyar, Ahmedabad - 382421, Gujarat (India)</b>  <b>Phone : 079-25555555; Fax : 079-26565500; Email : investor.agel@adani.com</b>  <b>UNAUDITED STANDALONE FINANCIAL RESULTS FOR THE QUARTER AND HALF YEAR ENDED 30TH SEPTEMBER, 2023</b> </div> </div>		
<b>Notes to Unaudited Standalone Financial Results for the Quarter and Half year ended 30th September, 2023:</b>		
1 The above standalone financial results for the quarter and half year ended 30th September, 2023 ('the Statements') which are published in accordance with Regulation 52 of Securities and Exchange Board of India (Listing Obligations and Disclosure Requirements) Regulations, 2015, have been reviewed by the Audit Committee and approved by the Board of Directors in their respective meetings held on 28th October,		
2 The Statutory Auditors have carried out limited review of the financial results of the Company for the quarter and half year ended 30th September, 2023.		
3 In terms of regulation 54(2) of the SEBI (Listing Obligation and Disclosure Requirements) Regulation, 2015, the Listed NCDs are secured / to be secured by first charge on all present and future immovable and movable assets including current assets of the Company on paripassu basis. Further, these are secured by pledge of 100% Equity shares held by Adani Green Energy Twenty Three Limited (the Holding Company). The NCDs carry interest rate in range of 6.82% to 7.85% p.a. The NCDs are payable in 49 structured quarterly instalments starting from March, 2022.		
4 The Company has maintained 100% asset cover as per the terms of the Debenture Trust Deed in respect of its outstanding Listed Non-Convertible Debentures of ₹ 26,300 Lakhs as on 30th September, 2023.		
5 Formulae for computation of ratios are as follows :		
<b>Sr. No.</b>	<b>Ratio</b>	<b>Formulae</b>
i(a)	Debt Equity	Non Current debt (including Current maturities) / Total Equity
i(b)	Debt Equity*	Non Current debt (including Current maturities and excluding Sponsor affiliate debts (unsecured loans from related parties)) / Total Equity + Sponsor affiliate debts
ii	Debt service coverage	EBIDTA (excluding Foreign Exchange Gain or Loss) / Interest (excluding Interest on Sponsor affiliate debts) + Principal Repayment Interest is including derivative (gain) / loss on hedged borrowings and foreign exchange fluctuations.
iii(a)	Interest service coverage	EBIDTA (excluding Foreign Exchange Gain or Loss) / Interest Interest is including derivative (gain) / loss on hedged borrowings and foreign exchange fluctuations.
iii(b)	Interest service coverage**	EBIDTA (excluding Foreign Exchange Gain or Loss) / Interest (excluding interest on Sponsor affiliate debts) Interest is including derivative (gain) / loss on hedged borrowings and foreign exchange fluctuations.
iv	Current Ratio	Current Assets / Current Liabilities
v(a)	Long term debt to working capital	Non Current debt (including Current maturities) / Working Capital (excluding Current maturities of Non Current debt)
v(b)	Long term debt to working capital*	Non Current debt (including Current maturities and excluding Sponsor affiliate debts) / Working Capital (excluding Current maturities of Non Current debt)
vi	Bad debts to Account Receivable	Not applicable as there is no bad debts
vii	Current liability	Current Liabilities / Total Liabilities
viii(a)	Total debts to Total assets	Total debts / Total assets
viii(b)	Total debts to Total assets*	Total debts (excluding Sponsor affiliate debts) / Total assets
ix	Debtors Turnover	Credit Sales / Average Trade Receivable
x	Inventory Turnover	Not applicable
xi	Operating Margin	EBIDTA + Foreign Exchange (Gain) or Loss / Total Income (including interest income)
xii	Net profit Margin	Profit after tax / Total Income
*For computing Debt-equity ratio, Long Term Debt to Working Capital ratio and Total Debts to Total Assets ratio, loan funds received from sponsor affiliate lenders have been considered as Equity in nature as per the debenture trust deed and deed of subordination.		
**For computing Interest Service Coverage ratio, interest does not include interest on loan funds received from sponsor affiliate lenders.		
6	(i) Finance costs (net) include Loss / (Gain) on derivative Contracts (net) against hedging of its significant portion of foreign currency borrowings and exchange difference (Gain) / Loss to foreign currency borrowing regarded as an adjustment to borrowing cost. (ii) Exchange difference (Gain) / Loss other than adjustment to borrowing cost (i.e. finance costs, if any) is separately disclosed in the results.	



**Notes to Unaudited Standalone Financial Results for the Quarter and Half year ended 30th September, 2023:**

- 7 In a matter relating to tariff dispute with Gulbarga Electricity Supply Company Limited (DISCOM) on account of delayed commissioning of the project beyond the contractually agreed as per power purchase agreement, the Company received a favorable order from Karnataka Electricity Regulatory Commission ("KERC") on 10th July, 2020 directing DISCOM to make payment against supply of energy by the Company at contractual tariff rate of ₹ 5.35 / kWh instead of reduced tariff rate of ₹ 4.36 / kWh. However, the DISCOM along with Karnataka Power Transmission Corporation Limited (KPTCL) filed an appeal before Appellate Tribunal for Electricity ("APTEL") in 2021, after expiry of appeal period, to set aside the order of KERC and to allow to continue to make payment at reduced tariff rate of ₹ 4.36 / kWh.  
  
During the half year ended 30th September, 2023, the Company has received differential rate tariff for the period October, 2017 to September, 2023 of ₹ 1,279 Lakhs funds from DISCOM under protest towards pending appeal at APTEL (including late payment surcharge of ₹ 17 Lakhs and refund of liquidity damages paid by the Company to Discom in earlier years of ₹ 20 Lakhs). However, pending conclusion of appeal at APTEL based on prudence principles, the Company has not recognised revenue for the differential rate tariff for supply of energy for the past period of ₹ 1,135 Lakhs and for the current quarter of ₹ 47 Lakhs and for the half year ended 30th September, 2023 ₹ 107 Lakhs. The amount realised from DISCOM has been recorded as contract liabilities (advance from customers) in the Company's books. The management believes that the favourable order as passed by KERC will continue to be upheld at APTEL expecting favourable outcome in future.
- 8 The Company's activities revolve around renewable power generation and other ancillary activities. Considering the nature of Company's business, as well as based on review of operating results by the Chief Operating Decision Maker to make decisions about resource allocation and performance measurement, there is only one reportable business segment in accordance with the requirements of Ind AS - 108 - "Operating Segments".
- 9 The Standalone Financial Results of the Company are presented in Indian Rupee (₹) and all values are rounded to the nearest Lakhs, except when otherwise indicated. Amounts less than ₹ 50,000 have been presented as "0".
- 10 The Company has netted off Open Access Charges with Revenue from Power Supply in the above financial results for the quarter and half year ended 30th September, 2023 in view of the revenue recognition criteria as per 'Ind AS 115: Revenue from Contract with Customers'. Corresponding netting off is also done in the comparative periods presented in the above financial results and the amounts are not material.
- 11 During the year ended 31st March, 2023, a short seller report was published in which certain allegations were made on certain Adani Group Companies including Adani Green Energy Limited, the Ultimate Deemed Holding Company. A writ petition was filed in the matter with the Hon'ble Supreme Court ("SC"), and during the court proceedings, the Securities and Exchange Board of India ("SEBI") has represented to the SC that it was investigating the allegations made in the short seller report for any violations of applicable SEBI Regulations. The SC, in terms of its order had also constituted an expert committee to investigate and advise into the various aspect of existing laws and regulations and also directed the SEBI to consider certain additional aspects in its scope. The expert committee submitted its report to the Hon'ble Supreme Court ("SC"), finding no regulatory failure. During the current period, the SEBI has submitted its status report on investigation to the SC. The said matter is subject to hearing by the Supreme Court.  
To uphold the principles of good governance, Adani Green Energy Limited, the Ultimate Deemed Holding Company, had undertaken review of transactions referred in the short seller's report (including those pertaining to the Company) through an independent law firm, for the year ended 31st March, 2023, and the opinion confirms that the Ultimate Deemed Holding Company and its subsidiaries are in compliance with applicable laws and regulations. Based on the foregoing and pending final outcome of the regulatory investigations and related proceedings as mentioned above, the management of the Company has decided not to carry out an additional independent investigation in the matter. Further, the management of the Company is of the view that there is not likely to have any impact on the financial results in this regard.

**For and on Behalf of the Board of Directors  
PARAMPUJYA SOLAR ENERGY PRIVATE LIMITED**

RAJIV  
DHIRAJLAL  
MEHTA

Digitally signed by  
RAJIV DHIRAJLAL  
MEHTA  
Date: 2023.10.28  
21:30:59 +05'30'

**Rajiv Mehta  
Director**

**Place : Ahmedabad  
Date : 28th October, 2023**



**DHARMESH PARIKH & CO LLP**

**CHARTERED ACCOUNTANTS**

[LLPIN: AAW-6517]

303/304, "Milestone"

Nr. Drive-in-Cinema, Opp.T.V.Tower,

Thaltej, Ahmedabad-380054

Phone: 91-79-27474466

Email: [info@dharmeshparikh.net](mailto:info@dharmeshparikh.net)

Website: [www.dharmeshparikh.net](http://www.dharmeshparikh.net)

**Independent Auditor's Certificate on Book value of Assets of the Company contained in Columns A to J of "Statement of Security Cover in respect of the secured, listed, rated, redeemable, non-cumulative, taxable, non-convertible debentures for the year ended and as at September 30, 2023"**

To  
The Board of Directors of  
PARAMPUJYA SOLAR ENERGY PRIVATE LIMITED,

This certificate is issued in accordance with your email request received.

We, Dharmesh Parikh & Co LLP, Chartered Accountants, the statutory auditor of PARAMPUJYA SOLAR ENERGY PRIVATE LIMITED ("the Company") having its registered office at Adani Corporate House, Shantigram, Near Vaishno Devi Circle, S. G. Highway, Khodiyar, Ahmedabad - 382421, Gujarat, have been requested by the management to certify the book value of assets of the company contained in Column A to J of Annexure -I of Security Cover Statement.

The Statement is prepared by the Company from the unaudited books of accounts and other relevant records and documents maintained by the Company as at September 30, 2023 pursuant to requirements of Circular no. SEBI / HO / MIRSD / MIRSD \_ CRADT / CIR/ P / 2022 / 67 dated May 19, 2022 issued by Securities and Exchange Board of India in terms of regulation 54 read with regulation 56(1)(d) of Securities and Exchange Board of India (Listing Obligations and Disclosure Requirements) Regulations, 2015 as amended from time to time.

#### **Management's Responsibility for the Statement**

The preparation of the Statement and information contained therein is the responsibility of the Management of the Company including the preparation and maintenance of all accounting and other records supporting its contents. This responsibility includes design, implementation and maintenance of internal control relevant to the preparation and presentation of the Statement and applying an appropriate basis of preparation; and making estimates that are reasonable in the circumstances.

The management of the Company is also responsible for ensuring that the Company complies with all the relevant requirements of the SEBI (Listing Obligations and Disclosure Requirement) Regulation, 2015 ("the Regulations") and that it provides complete and accurate information as required therein.

The management is also responsible for furnishing the financial information contained in the said form which is annexed to this certificate (Hereinafter referred to as "financial information") and to ensure the adherence to the format of Security Cover as per SEBI Circular SEBI/HO/MIRSD/MIRSD \_ CRADT/CIR/P/2022/67 dated May 19, 2022.

#### **Auditor's Responsibility**

Pursuant to the requirements of the Rules, it is our responsibility to provide a reasonable assurance in the form of an opinion based on our examination of the "financial information" required to be furnished in the Statement and the books and records of the Company as at 30<sup>th</sup> September, 2023 and report whether the "financial information" required to be furnished in the Statement is in accordance



with the unaudited financial statements and underlying books and other records of the Company as at 30<sup>th</sup> September, 2023.


The financial statements relating to the books and records referred to in paragraph above, have been reviewed by us along with the joint auditor SRBC & Co LLP pursuant to the requirements of Companies Act, 2013, on which we issued an unmodified conclusion vide our report dated 29<sup>th</sup> July, 2023. Our review in accordance with the Standard on Review Engagement (SRE) 2410, 'Review of Interim Financial Information Performed by the Independent Auditor of the Entity' issued by the Institute of Chartered Accountants of India.

We conducted our examination of the "financial information" required to be furnished in the Return in accordance with the Guidance Note on Reports or Certificates for Special Purposes issued by the Institute of Chartered Accountants of India. The Guidance Note requires that we comply with the ethical requirements of the Code of Ethics issued by the Institute of Chartered Accountants of India.

We have complied with the relevant applicable requirements of the Standard on Quality Control (SQC) 1, Quality Control for Firms that Perform Audits and Reviews of Historical Financial Information, and Other Assurance and Related Services Engagements.

It is our responsibility to provide reasonable assurance that the details as referred to in "Annexure -I" have been correctly extracted from the unaudited Books of Accounts and other records produced before us which we have verified on test check basis. We performed the following procedures on this certification and have included our finding hereunder:

- a) Obtained the details of Non-Convertible Debt securities issued by the company which are outstanding as on 30<sup>th</sup> September, 2023.
- b) Obtained the Debenture Trusteeship Deed from the management to determine the assets offered as security for the purpose of these Debt securities.
- c) Obtained Register of Charges kept by the Company as per the requirements of the Companies Act, 2013 to understand the composition of charges already created on the assets of the Company.
- d) Obtained the Statement of Security cover prepared by the management and compared it with the revised format prescribed under the SEBI Circular SEBI/HO/MIRSD/MIRSD\_CRADT/CIR/P/2022/67 dated May 19, 2022.
- e) Compared the amounts of the Statement with the corresponding unaudited financial information derived by the management from its accounting records, management information systems and other financial and secretarial records for the year indicated and found such amounts to be in agreement.
- f) Recomputed the mathematical accuracy of the amounts, totals and ratios of the Statement and found them to be in agreement with the unaudited financial information, books, records and information provided to us for verification.





**DHARMESH PARIKH & CO LLP****CHARTERED ACCOUNTANTS**

[LLPIN: AAW-6517]

303/304, "Milestone"

Nr. Drive-in-Cinema, Opp.T.V.Tower,

Thaltej, Ahmedabad-380054

Phone: 91-79-27474466

Email: [info@dharmeshparikh.net](mailto:info@dharmeshparikh.net)Website: [www.dharmeshparikh.net](http://www.dharmeshparikh.net)

- g) The Company has not obtained valuation of Property plant and equipment (Power Project assets) as the Company has signed its Power Purchase Agreement of 420MW under the tariff based competitive bidding (TBCB) which tariff is fixed for 25 years, and this asset is backed by the cash flow under the PPA. Hence, The Management has considered the books value for the calculation of Assets coverage certificate of its Assets. We being the Statutory Auditor had not performed any additional independent process in this regard.

**Conclusion**

Based on the procedures performed by us and according to the information and explanations given to us, nothing has come to our attention that causes us to believe that the accompanying Statement and the financial information contained therein, has not disclosed the information required to be disclosed in terms of the Regulations, including the manner in which it is to be disclosed, or that it contains any material misstatement.

**Restriction on Use**

Our work was performed solely to assist you in meeting your responsibilities in relation to your compliance with the Regulations. Our obligations in respect of this certificate are entirely separate from, and our responsibility and liability are in no way changed by any other role we may have (or may have had) as auditors of the Company or otherwise. Neither in this certificate, nor anything said or done in the course of or in connection with the services that are the subject of this certificate, will extend any duty of care we may have in our capacity as auditors of the Company.

This certificate is addressed and provided to the Board of Directors of the Company solely for submission along with the Statement of Security Cover to the Stock Exchange pursuant to the Regulations, and should not be used by any other person or for any other purpose. We do not accept or assume any liability or duty of care for any other purpose or to any other person to whom this certificate is shown or into whose hands it may come save where expressly agreed by our prior consent in writing.

**For Dharmesh Parikh & Co LLP**

Chartered Accountants

Firm Registration No. 112054W/ W100725

Place: Ahmedabad

Date : 28<sup>th</sup> October, 2023**Anjali Gupta**

Partner

Membership No. 191598

UDIN – 23191598BGQHX1105

Column A	Column B	Column C	Column D	Column E	Column F	Column G	Column H	Column I	Column J	Column K	Column L	Column M	Column N	Column O
Particulars	Description of asset for which this certificate relate	Exclusive Charge	Exclusive Charge	Pari-Passu Charge	Pari-Passu Charge	Pari-Passu Charge	Assets not offered as Security	Elimination (amount in negative)	Total (C to H)	Related to only those items covered by this certificate				
		Debt for which this certificate being issued	Other Secured Debt	Debt for which this certificate being issued	Assets shared by pari passu debt holder (includes debt for which this certificate is issued & other debt with pari-passu charge)	Other assets on which there is pari-Passu charge (excluding items covered in column F)		debt amount considered more than once (due to exclusive plus pari passu charge)		Market Value for Assets charged on Exclusive basis	Carrying /book value for exclusive charge assets where market value is not ascertainable or applicable (For Eg. Bank Balance, DSRA market value is not applicable)	Market Value for Pari passu charge Assets	Carrying value/book value for pari passu charge assets where market value is not ascertainable or applicable (For Eg. Bank Balance, DSRA market value is not applicable)	Total Value=(K+L+M+N)
		Book value	Book value	Yes/No	Book value	Book value								
<b>ASSETS</b>														
Property, Plant and Equipment <sup>1</sup>		-	-	Yes	221,268	-	-	-	221,268	-	-	-	221,268	221,268
Capital Work-in-Progress <sup>2</sup>		-	-	Yes	91	-	-	-	91	-	-	-	91	91
Right of Use Assets <sup>3</sup>		-	-	Yes	2,966	-	-	-	2,966	-	-	-	2,966	2,966
Goodwill		-	-	-	-	-	-	-	-	-	-	-	-	-
Intangible Assets <sup>1</sup>		-	-	Yes	1	-	-	-	1	-	-	-	1	1
Intangible Assets under Development		-	-	-	-	-	-	-	-	-	-	-	-	-
Investments <sup>2</sup>		-	-	Yes	7,308	-	27,701*	-	35,009	-	-	7,308	-	7,308
Loans <sup>3</sup>	Loan Portfolio	-	-	Yes	118,422	-	-	-	118,422	-	-	-	118,422	118,422
Inventories <sup>4</sup>		-	-	Yes	348	-	-	-	348	-	-	-	348	348
Trade Receivables		-	-	Yes	7,067	-	-	-	7,067	-	-	-	7,067	7,067
Cash and Cash Equivalents	Cash & Bank balance	-	-	Yes	81	-	-	-	81	-	-	-	81	81
Bank Balances other than Cash and Cash Equivalents	Fixed deposits	-	-	Yes	8,360	-	-	-	8,360	-	-	-	8,360	8,360
Others		-	-	Yes	61,464	-	6,572	-	68,036	-	-	-	61,464	61,464
<b>Total</b>		-	-	-	427,376	-	34,273	-	461,649	-	-	7,308	420,068	427,376
<b>LIABILITIES</b>														
Debt securities to which this certificate pertains <sup>5</sup>	Listed secured non-convertible debentures		-	Yes	26,140	-	-	-	26,140	As the Columns L, M, N and O pertains to Book Value/Market Value of Assets, the amounts of Liabilities are not shown here				
Other debt sharing pari-passu charge with above debt <sup>6</sup>	Other secured Bank borrowings	not to be filled	-	No	13,263	-	-	-	13,263					
Other Debt														
Subordinated debt	Related party		-	No	-	-	126,333	-	126,333					
Borrowings														
Bank	Other Bank Borrowings													
Debt Securities <sup>6</sup>	Senior Secured USD Bonds		-	No	212,029	-	-	-	212,029					
Others														
Trade payables			-	No	-	-	614	-	614					
Lease Liabilities			-	No	-	-	3,465	-	3,465					
Provisions			-	-	-	-	404	-	404					
Others			-	No	-	-	30,354	-	30,354					
<b>Total</b>			-	-	251,432	-	161,170	-	412,602					
Cover on Book Value					1.7 times									1.7 times
Cover on Market Value														
		Exclusive Security Cover Ratio	Not Applicable		Pari-Passu Security Cover Ratio	1.7 times								

We have examined the compliances made by the listed entity in respect of the covenants / terms of the issue of the listed debt securities (NCD's) and certify that the such covenants / terms of the issue have been complied by the listed entity except as stated below : NIL

## Note:

<sup>1</sup> Considering the nature of industry which is under tariff based competitive bidding (TBCB), the tariff is fixed for 25 years based on the purchase price agreement. The management has considered the books value as market value for this certificate as the market of individual assets are not ascertainable. We being the statutory auditor does not performed any additional process in this regard.

<sup>2</sup> The investments of the company measured at FVTPL hence the carrying value is at par to market value of the investments.

<sup>3</sup> The amount pertains to equity shares which have been pledged by the Company as additional security for secured loan availed by Wardha Solar (Maharashtra) Private Limited (its wholly owned subsidiary) therefore the same has been considered in Column H.

<sup>4</sup> The loan amount. Includes Rs. 4 crore pertaining to Ind AS fair value adjustment.

<sup>5</sup> The amount is determined as per the company's accounting policy for valuation of inventory i.e. lower of cost or net realisable value where NRV is derived as per company's best estimate. The actual market value of total inventory may be higher than Rs. 348 lakhs

<sup>6</sup> The amount is after Netting off of unamortised processing charges on secured listed NCD of Rs. 165.19 lakhs and Interest accrued of Rs. 5.43 lakhs.

<sup>7</sup> The amount is after Netting off of unamortised processing charges on other secured debt securities of Rs. 145.98 lakhs and Interest accrued of Rs. 4206.07 Lakhs

<sup>8</sup> In addition to above security, The 100% equity shares of the Company has been pledged which is held by the immediate holding company (Adani Green Energy Twenty Three Limited)

<sup>9</sup> In addition to above security, cross guarantee has also been provided by co-issuer viz. Adani Green Energy (UP) Limited and Prayatna Developers Private Limited. However it being non-financial item not covered in above security cover certificate.

